

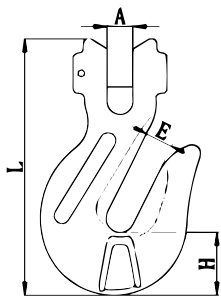
插銷牛角卡勾 DINO



8-20

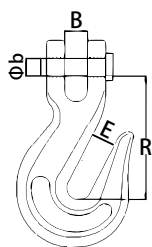


22-26



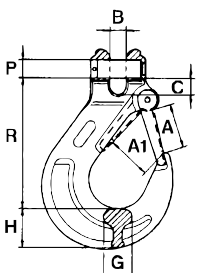
型號	A	E	H	L	淨重	荷重	牌價
CODE	MM	MM	MM	MM	KG	KG	NTD
SD-8	9.5	10.2	24	95	0.42	2000	
SD-10	12	13	29	126.7	0.84	3150	
SD-13	17	18	38	154	1.69	5300	
SD-16	21.5	21	50	184	3.04	8000	
SD-20	24	24	54.8	212	5.05	12500	
SD-22	27	28	67.5	252	6.32	15000	
SD-26	30	30	78.5	304.5	14.5	21200	

插銷無角卡勾 DINO



型號	B	E	b	R	淨重	荷重	牌價
CODE	MM	MM	MM	MM	KG	KG	NTD
SE-6	9.1	10.2	8	50	0.2	1000	
SE-8	10.3	11.3	9.5	56	0.37	2000	
SE-10	12	12.7	10	66.7	0.49	3150	
SE-13	17	17	16	83.5	1.07	5300	

雙耳勾 DINO



型號	A	B	P	H	G	P+R+H	淨重	荷重	牌價
CODE	MM	MM	MM	MM	MM	MM	KG	KG	NTD
SC-6	20	10	60	22	14	95	0.3	1000	