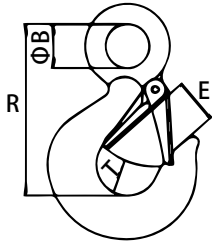
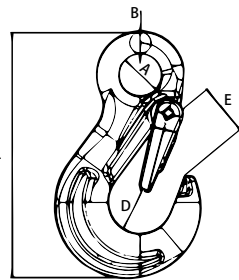


眼型貨勾 DINO



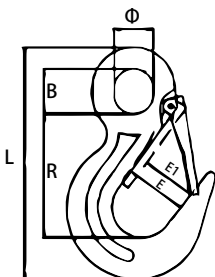
型號	ΦB	E	R	T	淨重	荷重	牌價
CODE	MM	MM	MM	MM	KG	KG	NTD
HD-6	19	20	81	19	0.26	1000	
HD-8	27	27	105	27	0.61	2000	
HD-10	32	32	123.5	30	0.98	3000	
HD-13	39	37	147	37	1.68	5000	
HD-16	50	48	190	48	3.63	7000	
HD-20	64	53	230	53	6.72	11000	

眼型安全勾 DINO



型號	A	B	E	L	淨重	荷重	牌價
CODE	MM	MM	MM	MM	TON	KG	NTD
HA-6	20	9	25	107	0.3	1120	
HA-8	25	10.5	30	131.5	0.55	2000	
HA-10	38	16	32.5	167	1.15	3150	
HA-13	42.5	19.5	37	213	2.32	5300	
HA-16	50	23	42	256	3.45	8000	
HA-20	61	27	51	305	6.6	12500	
HA-22	63	33	72	344	8.5	15000	
HA-25	68	34.5	85	392.5	13	21200	
HA-32	88	37	106	480.5	17	31500	

貨櫃勾 DINO



型號	B	L	E	E1	R	Φ	淨重	荷重	牌價
CODE	MM	MM	MM	MM	MM	MM	KG	KG	NTD
HC-8	26.5	149	47	39	83.5	24	0.68	2000	
HC-10	35.5	179	49	40	95	30	1.38	3000	
HC-13	38.5	198	54	45	105	33.5	1.72	5000	
HC-14	46	230	61	53	116	39	2	6000	
HC-16	52	250	69.5	61	127.5	43	3.5	8000	