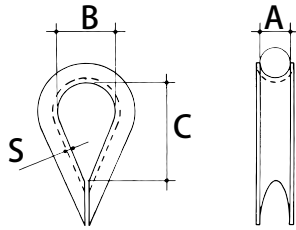
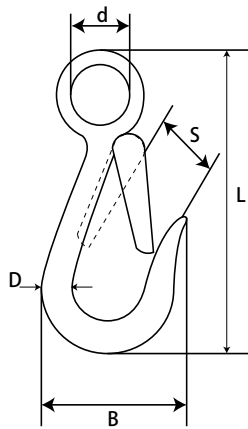


不銹鋼毛眼 234S



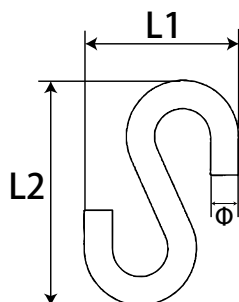
規格	A	B	C	一件	牌價
MM	MM	MM	MM	PCS	NTD
2				400	
3	4	18	37	400	
4	5	18	39	370	
5				370	
1/4	6	18	39	320	
5/16	8	20	42	180	
3/8	10	24	45	115	
1/2	14	29	53	115	
5/8	17	36	63	75	
3/4	18	37	63	40	
7/8	24	50	100	30	
1	26	64	125	25	

不銹鋼眼型掛勾 2311S



規格	D	L	B	d	S	牌價
KG	MM	MM	MM	MM	MM	NTD
250	10	103	53	20	15	

不銹鋼 S 勾 905S



規格	Φ	L	L1	牌價
SPEC	MM	MM	MM	NTD
4.5	4.5	60	30	
4.5	4.5	83	47	
4.5	4.5	120	55	
6	6	130	59	
6	6	200	53	
6	6	250	53	
6	6	300	53	