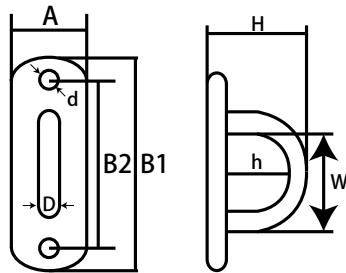
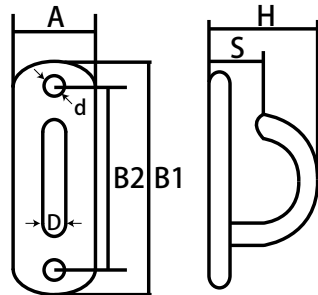


不銹鋼橢圓地板勾 3212S



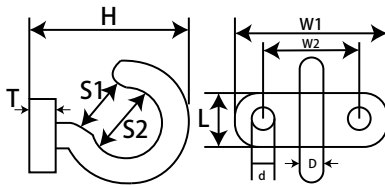
| 規格 | A | B1 | d | W | B2 | 一件 | 牌價 |
|----|----|------|-----|------|----|-----|-----|
| MM | MM | MM | MM | MM | MM | PCS | NTD |
| 5 | 15 | 45 | 5 | 10 | 33 | 400 | |
| 6 | 20 | 65 | 5.7 | 17 | 49 | 250 | |
| 8 | 26 | 79.5 | 7.8 | 19.5 | 58 | 250 | |

不銹鋼橢圓開口地板勾 3212HS



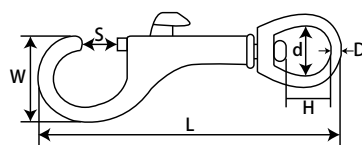
| 規格 | A | d | B2 | D | S | 一件 | 牌價 |
|----|----|----|----|----|----|-----|-----|
| MM | MM | MM | MM | MM | MM | PCS | NTD |
| 5 | 15 | 4 | 42 | 5 | 9 | 300 | |
| 6 | 20 | 5 | 51 | 6 | 16 | 200 | |
| 8 | 26 | 6 | 62 | 8 | 16 | 200 | |

不銹鋼問字勾 600S



| 規格 | L | W1 | W2 | d | S1 | 一件 | 牌價 |
|----|------|----|----|-----|------|-----|-----|
| MM | MM | MM | MM | MM | MM | PCS | NTD |
| 4 | 10 | 34 | 27 | 4 | 8 | 500 | |
| 5 | 12 | 40 | 30 | 5 | 11.5 | 400 | |
| 6 | 14 | 44 | 34 | 5 | 12.5 | 300 | |
| 8 | 16 | 50 | 38 | 6 | 15 | 250 | |
| 10 | 18.5 | 59 | 44 | 8.5 | 21 | 200 | |

不銹鋼單頭勾 225S



| 規格 | d | S | L | 一件 | 牌價 |
|--------|----|------|-----|-----|-----|
| INCH | MM | MM | MM | PCS | NTD |
| 3/8" | 11 | 8 | 67 | 85 | |
| 1/2" | 14 | 9 | 70 | 85 | |
| 5/8" | 16 | 10.7 | 83 | 85 | |
| 3/4" | 18 | 11.4 | 92 | 70 | |
| 1" | 27 | 13.1 | 102 | 60 | |
| 1-1/4" | 34 | 14 | 120 | 55 | |