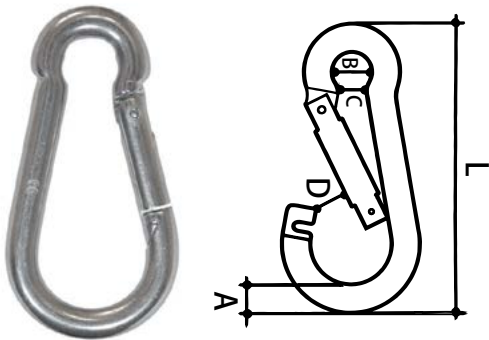
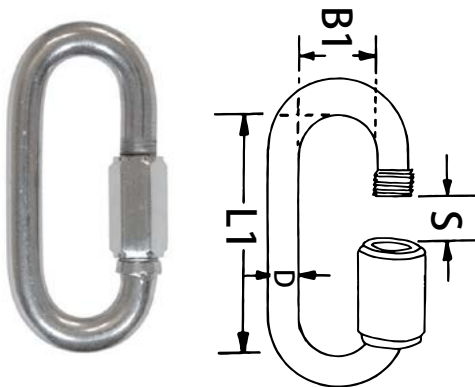


## 鐵製葫蘆勾 2450W



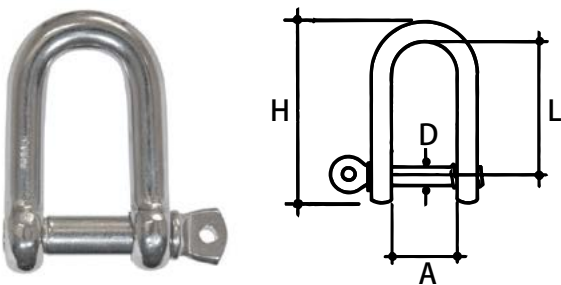
| 規格 | L  | 淨重    | 一件   | 牌價  | 規格 | L   | 淨重   | 一件  | 牌價  |
|----|----|-------|------|-----|----|-----|------|-----|-----|
| MM | MM | KG    | PCS  | NTD | MM | MM  | KG   | PCS | NTD |
| 4  | 40 | 0.006 | 1000 |     | 10 | 100 | 0.12 | 280 |     |
| 5  | 50 | 0.007 | 1000 |     | 12 | 120 | 0.25 | 150 |     |
| 6  | 60 | 0.02  | 800  |     | 13 | 155 | 0.33 | 100 |     |
| 7  | 70 | 0.04  | 600  |     | 15 | 200 | 0.56 |     |     |
| 8  | 80 | 0.06  | 500  |     |    |     |      |     |     |
| 9  | 90 | 0.08  | 400  |     |    |     |      |     |     |

## 鐵製快速接環 7350W



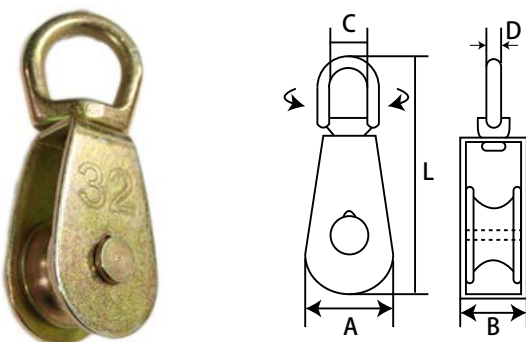
| 規格 | S     | B1    | L1    | 淨重   | 一件   | 牌價   |
|----|-------|-------|-------|------|------|------|
| MM | MM    | MM    | MM    | KG   | PCS  | NTD  |
| 4  | 6     | 11.01 | 33.32 | 0.01 | 1500 | 9.5  |
| 5  | 6.15  | 12.77 | 39.06 | 0.02 | 1000 | 13   |
| 6  | 7.27  | 13.93 | 45.38 | 0.03 | 800  | 16   |
| 8  | 10.55 | 17.53 | 57.75 | 0.07 | 500  | 27   |
| 10 | 12.2  | 19.92 | 69.5  | 0.12 | 350  | 40.5 |
| 12 | 15.6  | 24.1  | 84.3  | 0.2  | 200  | 73   |

## 鐵製日式卸克 360W



| 規格   | 荷重   | A     | D     | L     | 一件   | 牌價  |
|------|------|-------|-------|-------|------|-----|
| MM   | TON  | MM    | MM    | MM    | PCS  | NTD |
| 1/4  | 0.1  | 14.89 | 5.33  | 25.03 | 1000 |     |
| 5/16 | 0.2  | 17.69 | 7.18  | 29.95 | 600  |     |
| 3/8  | 0.32 | 19.07 | 8.54  | 37.74 | 500  |     |
| 1/2  | 0.52 | 25.68 | 10.92 | 48.73 | 300  |     |
| 5/8  | 0.8  | 30.19 | 15.01 | 48.67 | 200  |     |
| 3/4  | 1.1  | 36.98 | 18.70 | 60.54 | 100  |     |
| 7/8  | 1.5  | 40    | 20    | 82    | 70   |     |

## 鐵製豆滑車 314W



| 規格 | 破斷 | 鋼索 | A  | L   | 一件  | 淨重  | 牌價  |
|----|----|----|----|-----|-----|-----|-----|
| MM | KN | MM | MM | MM  | PCS | g   | NTD |
| 20 | 5  | 6  | 23 | 58  | 600 | 54  |     |
| 25 | 8  | 8  | 30 | 80  | 150 | 106 |     |
| 32 | 12 | 10 | 36 | 100 | 120 | 188 |     |
| 50 | 18 | 13 | 54 | 128 | 80  | 372 |     |